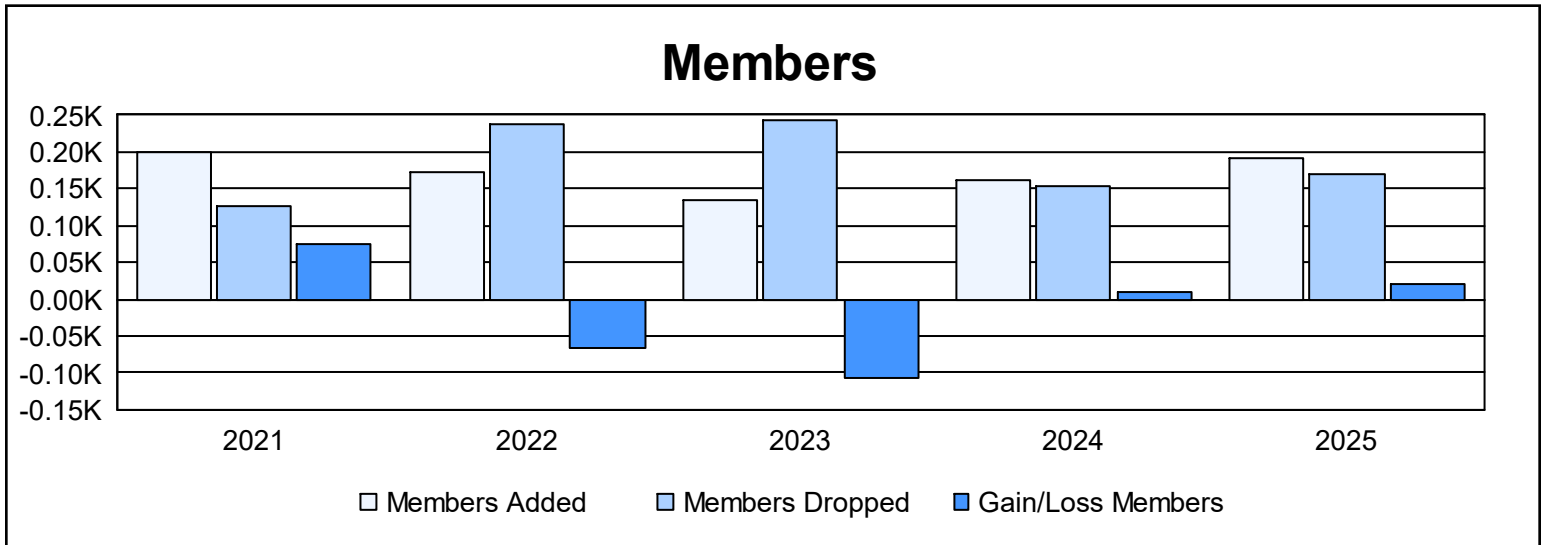
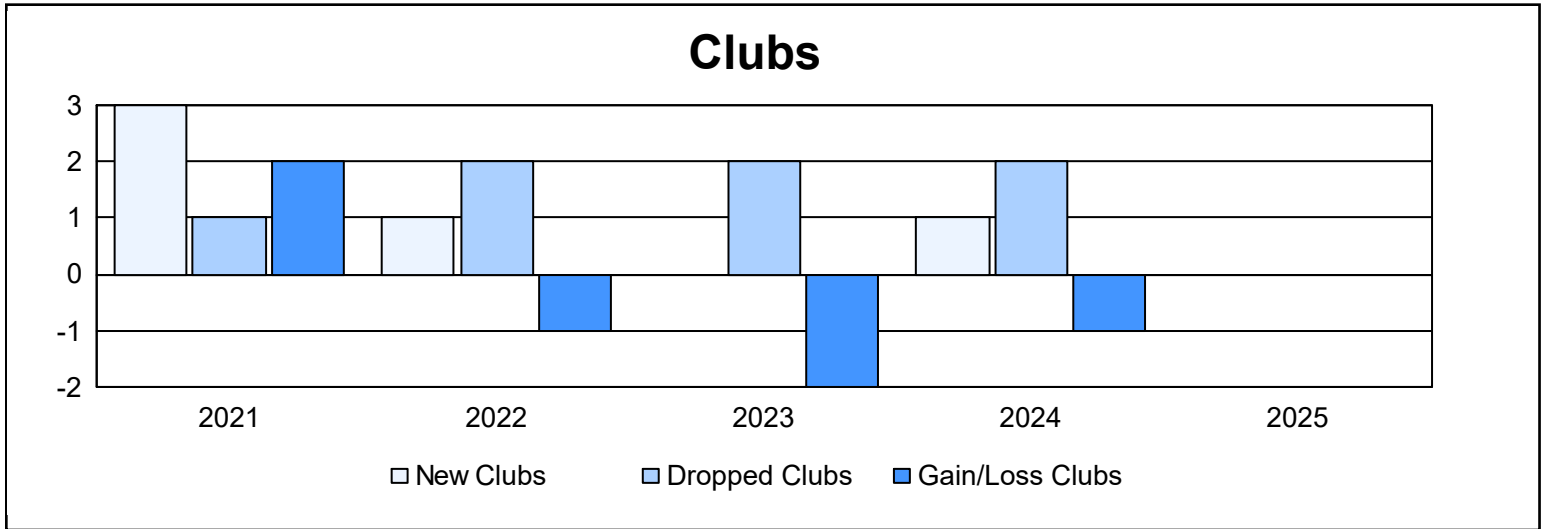
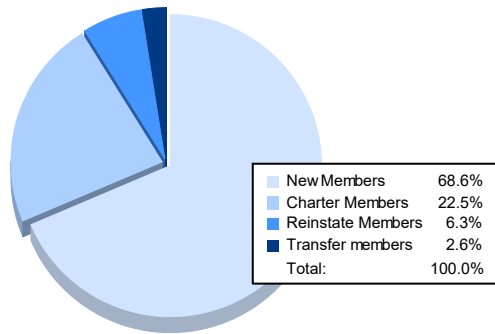


Year	New Clubs	Dropped Clubs	Gain/ Loss Clubs	New Members	Charter Members	Reinstate Members	Transfer Members	Total Member Added	Total Members Dropped	Gain/ Loss Members
2020-2021	3	1	2	104	86	6	5	201	126	75
2021-2022	1	2	-1	110	41	9	13	173	239	-66
2022-2023	0	2	-2	108	2	10	14	134	242	-108
2023-2024	1	2	-1	125	29	7	2	163	153	10
2024-2025				131	43	12	5	191	171	20
<b>Average</b>	<b>1</b>	<b>2</b>	<b>-1</b>	<b>116</b>	<b>40</b>	<b>9</b>	<b>8</b>	<b>172</b>	<b>186</b>	<b>-14</b>



### Membership Composition June 2025 Cumulative



### Gender Composition June 2025 Cumulative

